

ANNEXE 3

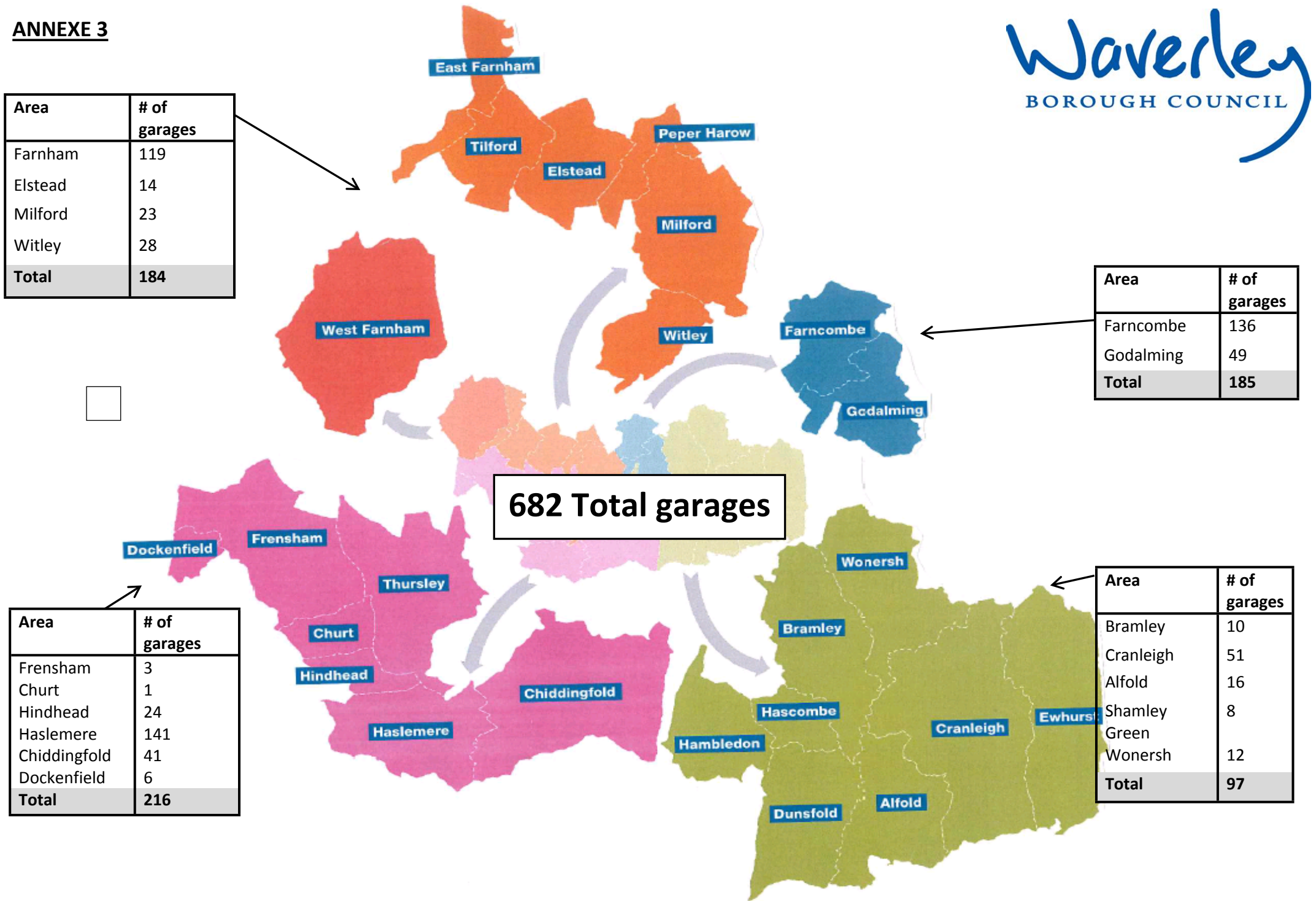
Area	# of garages
Farnham	119
Elstead	14
Milford	23
Witley	28
Total	184

Area	# of garages
Farncombe	136
Godalming	49
Total	185

Area	# of garages
Frensham	3
Churt	1
Hindhead	24
Haslemere	141
Chiddingfold	41
Dockenfield	6
Total	216

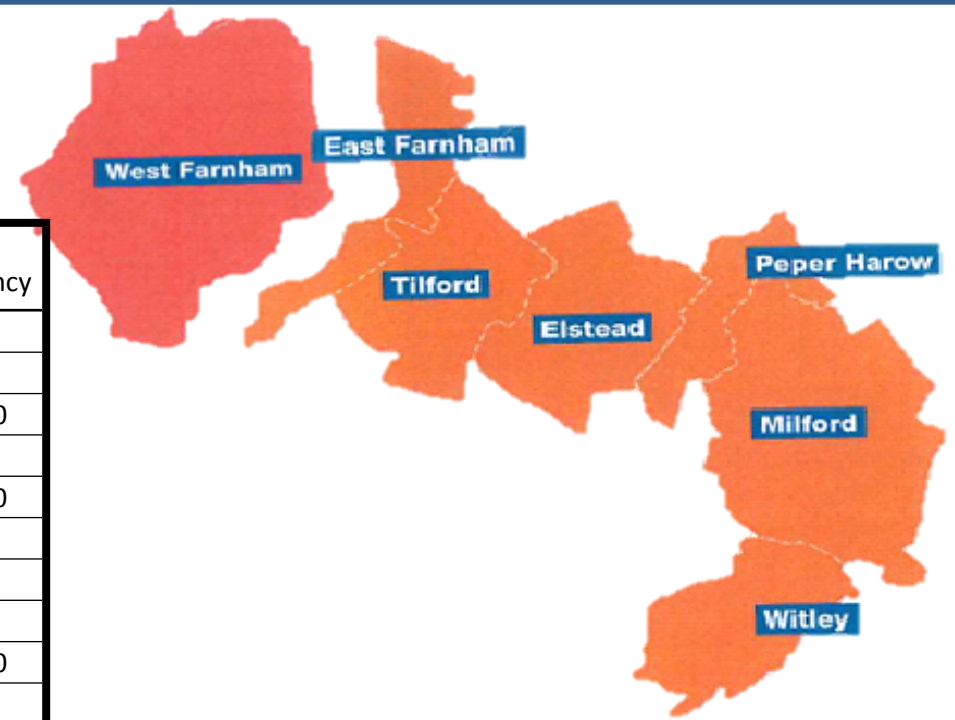
Area	# of garages
Bramley	10
Cranleigh	51
Alfold	16
Shamley Green	8
Wonersh	12
Total	97






682 Total garages







ANNEXE 4

Garage Sites in the North West of Waverley Borough



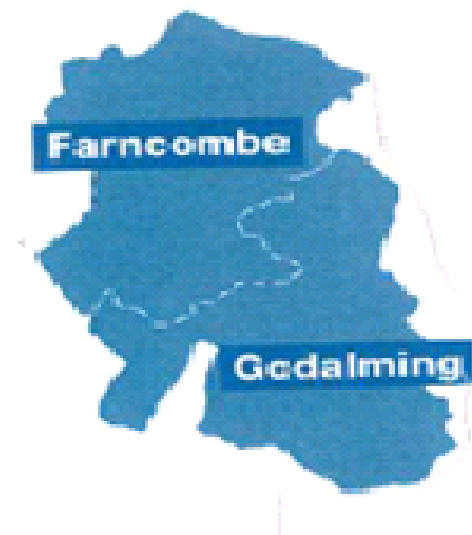
Area	Sites	No. of garages	Occupied	Vacant	# on waiting list	% Occupancy
Farnham	Bardsley Drive 	20	13	7	9	65.00
	Beaufort Road	23	22	1	19	95.65
	Bricksbury Hill 	10	10	0	12	100.00
	Courtenay Road	7	4	3	11	57.14
	Fox Road	4	4	0	16	100.00
	Greenhill Close	16	15	1	17	93.75
	Old Park Close	6	4	2	10	66.67
	Rankine Close 	7	4	3	15	57.14
	Roman Way	4	4	0	18	100.00
	Stewards Rise	15	10	5	15	66.67
	Waggon Yard	7	7	0	3	100.00
	Total		119	97	22	
Elstead	Redhouse Lane	6	4	2	14	66.67
	Springfield 	8	5	3	4	62.50
	Total	14	9	5		64.29
Milford	Busdens Copse	10	9	1	16	90.00
	New Road	13	13	0	11	100.00
	Total	23	22	1		95.65
Witley	Willowmead 	25	16	9	11	64.00
	Middlemarch	3	0	3	16	0.00
	Total	28	16	12		57.14
Total		184	144	40		78.26

 Planned upgrades 2019/20
  Roof upgraded 2018/19
  Roof upgraded 2017/18
  Roof upgraded 2016/17

ANNEXE 4

Garage Sites in Godalming and Farncombe




Area	Sites	Number of garages	Occupied	Vacant	# on waiting list	% Occupancy
Farncombe	Badgers Close★	14	13	1	16	92.86
	Birch Road	9	9	0	16	100.00
	Cherry Tree Lane ▲	32	20	12	15	62.50
	Oak Mead ■	48	28	20	17	58.33
	Owen Road ★	11	11	0	16	100.00
	Spring Grove	22	20	2	9	90.91
	Total	136	101	35		74.26
Godalming	Meadow	37	33	4	24	89.19
	Latimer Road	10	10	0	30	100.00
	Peperharow Road	2	2	0	35	100.00
	Total	49	45	4		91.84
Total		185	146	39		78.92



Planned upgrades 2019/20
 Roof upgraded 2018/19
 Roof upgraded 2017/18
 Roof upgraded 2016/17

ANNEXE 4

Garage Sites in South East of Waverley Borough

Area	Sites	Number of garages	Occupied	Vacant	# on waiting list	% Occupancy
Bramley	The Range	9	8	1	14	88.89
	Edencroft	1	0	1	1	0.00
	Total	10	8	2		80.00
Cranleigh	Glebe Road 	12	5	7	8	41.67
	Queensway	20	16	4	6	80.00
	The Ridings 	9	6	3	7	66.67
	Wyphurst Road	10	5	5	8	50.00
	Total	51	32	19		62.75
Alfold	Brockhurst Cottages	7	3	4	0	42.86
	Clappers Meadows 	9	3	6	2	33.33
	Total	16	6	10		37.50
Shamley Green	Hullmead	8	2	6	7	25.00
	Total	8	2	6		25.00
Wonersh	Lower Barnett Lane	12	9	3	4	75.00
	Total	12	9	3		75.00
Total		97	57	40		58.76



Planned upgrades 2019/20



Roof upgraded 2018/19



Roof upgraded 2017/18

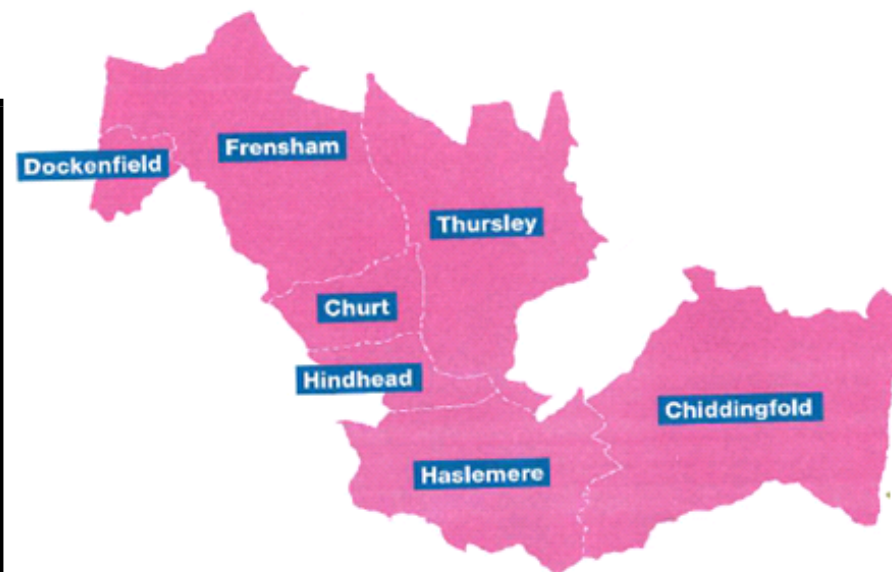


Roof upgraded 2016/17

ANNEXE 4

Garage Sites in the South West of Waverley Borough

Area	Sites	# of garages	Occupied	Vacant	# on waiting list	% Occupancy
Frensham	Peakfield ▲	3	2	1	5	66.67
	Total	3	2	1		66.67
Churt	Parkhurst Fields	1	1	0	6	100.00
	Total	1	1	0		100.00
Hindhead	Glen Court ★	9	2	7	3	22.22
	Hill House ★	3	0	3	2	0.00
	Tyndalls	12	11	1	1	91.67
	Total	24	13	11		54.17
Haslemere	Border End ★	12	8	4	1	66.67
	Hatchetts Drive	30	24	6	6	80.00
	Kiln Avenue	6	6	0	9	100.00
	Kings Road	18	13	5	3	72.22
	Lion Mead	4	4	0	11	100.00
	Lower Hanger ■▲	29	12	17	4	41.38
	Marley Hanger	8	5	3	5	62.50
	Parsons Green	1	1	0	9	100.00
	Rackfield ▲	6	3	3	8	50.00
	Sunbrow	8	8	0	3	100.00
	Weycombe Road	5	4	1	8	80.00
	Whitfield Close	5	5	0	8	100.00
	Woolmer Hill	9	4	5	6	44.44
	Total	141	97	44		68.79



Chiddingfold	Pathfields	11	3	8	9	27.27
	Turners Mead	5	5	0	6	100.00
	Stillers	1	1	0	0	100.00
	Hartsgrove	10	2	8	3	20.00
	Queens Mead	14	8	6	5	57.14
	Total	41	19	22		46.34
Dockenfield	Abbotts Cottages	6	2	4	3	33.33
	Total	6	2	4		33.33
Total		216	134	82		62.04



Planned upgrades 2019/20



Roof upgraded 2018/19



Roof upgraded 2017/18



Roof upgraded 2016/17